

H A N D E D G E R

T W I N

The right dimension



R.O.M. *Il lavoro a regola d'arte*

Consistent with R.O.M. manufacturing philosophy

Compact handedger with an extra wide diamond wheel (with anti-drag support).

Cooling for diamond wheel and lens with three different types of water supply.

Diamond wheel: diameter 125 mm, with large surface and water cooling for unrivalled performance.

Powerful, silent motor: 180 W

Extremely silent: sealed ball-bearing units fitted onto rubber anti-vibration mounts.

One-piece construction of injection-molded ABS plastic: maximum structural resistance and rigidity.

Attractive appearance with ergonomic styling.

Upper cover in ABS with satin-finished stainless steel protection elements: light-weight and corrosion-proof.

All elements in contact with water and other components: corrosion-proof.

Advanced electrical characteristics and performance.

Start/Stop with automatic electronic sensor (optional) that detects presence

of operator's hand.

Adaptable: wheel can rotate intelligently in both directions to adapt to operator's reference.

Multiple version available to meet to all needs.

Diamond wheels with different grit size available on request.

Identification of versions

Standard models:

TWIN F: 25/12 diamond wheel grit size

TWIN K: 12/25 diamond wheel grit size

TWIN L: 12/25 diamond wheel grit size

TWIN M: 25/54 diamond wheel grit size

TWIN BASIC: 25 diamond wheel grit size

Models with automatic Start/Stop

sensor (S):

TWIN FS

TWIN KS

TWIN LS

TWIN MS

Water supply types:

E = solenoid valve

(not available in the BASIC version)

P = pre-set for pump


(not available in the BASIC version)

V = reservoir cup

Automatic Start/Stop (S)

This system, innovative for handedger in this sector, can be immediately appreciated for the way it simplifies the operator's work. Just turn on the handedger at the start of the working day, and TWIN will then operate only when needed. The sensor starts the diamond wheel immediately when the hands approach the handedger work area. When your work has been completed, TWIN will automatically stop after just a few seconds.


The handedger will have a longer operating life, using only the power effectively required, and you can save while working in total safety. The system is optional and is available on all Twin versions (except the "BASIC" version).



Water level gauge (only V version)

A water level gauge is fitted inside the edger. When the water level in the tray has reached minimum, this is indicated to the operator by means of a two-colour LED.

Cooling for diamond wheel



TWIN with Reservoir cup (V)

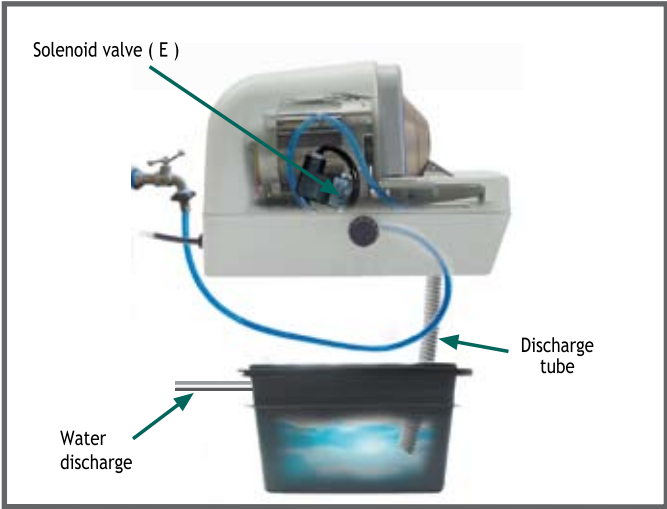
The standard version of Twin is fitted with a container for water located inside the housing. This system makes TWIN highly versatile, as it can be moved anywhere quickly and without needing to make changes to supply points in your laboratory. This version is suitable for medium use of TWIN. Water is fed to the diamond wheel with sponges located inside the housing.



Width 53 mm - Finishing 24 mm


Polishing 29 mm - Diameter 125 mm

and lens with three different types of water supply



TWIN solenoid valve (E)

This version (optional) is fitted with a solenoid valve with flow regulator inside the hand edger. For intense working cycles, this solution allows the best results to be obtained without occupying additional space and needing a constantly clean water supply. Particularly suitable for TWIN model with diamond wheel for roughing.



TWIN pre-set for pump (P)

This version (optional) features a pre-arranged connection for a closed-circuit electric pump. The special R.O.M.s.a. electric pump can be bought separately. The kit includes a tank for water and the collection of wastes, filling and discharge tubes. Particularly suitable for TWIN model with diamond wheel for roughing.

DIAMOND WHEELS

TWIN K

Polishing | Finishing

Diamond wheel for:
Finishing for chamfer with bevel
Mirror polishing for chamfer w/o bevel

Width 53 mm - Finishing 33 mm
 Polishing 20 mm - Diameter 125 mm

TWIN L

Polishing | Finishing

Diamond wheel for:
Mirror polishing for chamfer with bevel
Finishing for chamfer w/o bevel

Width 53 mm - Finishing 29 mm
 Polishing 24 mm - Diameter 125 mm

TWIN M

Finishing | Roughing

Diamond wheel for:
Finishing for chamfer with bevel
Roughing

Width 53 mm - Finishing 24 mm
 Polishing 29 mm - Diameter 125 mm

TWIN BASIC

Finishing

Diamond wheel for:
Finishing for chamfer with bevel

Finishing 53 mm
 Diameter 125 mm

Polishing

TWIN can be fitted with a diamond wheel with a special grit size suitable for polishing flat or for chamfered lens edges.

TECHNICAL CHARACTERISTICS

Power supply: 230 volt 50 Hz 1/N/PE AC 120 volt 60 Hz - by request

Single-phase motor: 180 W

Water supply: 3/8" standard with filter

Maximum water pressure: 4 bar MAX

Water circulation pump: 15 watt - 230 V - magnetic drive [Optional]

Dimensions (W x D x H): 180 x 299 x 206 mm

Weight: 7 kg

Dimensions with packing: (W x D x H) : 42 x 32 x 35 cm

Volume: 39 dm³

Gross Weight: 11 kg

Environment compliance directive: Directives RoHS, WEEE [RAEE]

CE Possible changes without notice. The characteristics and performance features described are provided only for illustrative purposes and are not binding. The manufacturer reserves the right to make changes to fittings, style and performance without being subject to obligations of any kind.

Numero Verde
800-47 39 99



R.O.M. s.p.a. Ricerca Ottico Meccanica
Distributore esclusivo per l'Italia e Rep. di San Marino
delle molatrici automatiche ed accessori NIDEK CO., LTD. - Japan
e dei prodotti ACEP-France



Strada delle Seriole, 14 Chiesanuova
47894 Repubblica di San Marino
Tel. 0549 99 95 58 Fax 0549 99 94 78
Ph. + 378 99 95 58 Fax +378 99 94 78
info@rom-sa.com www.rom-sa.com

