
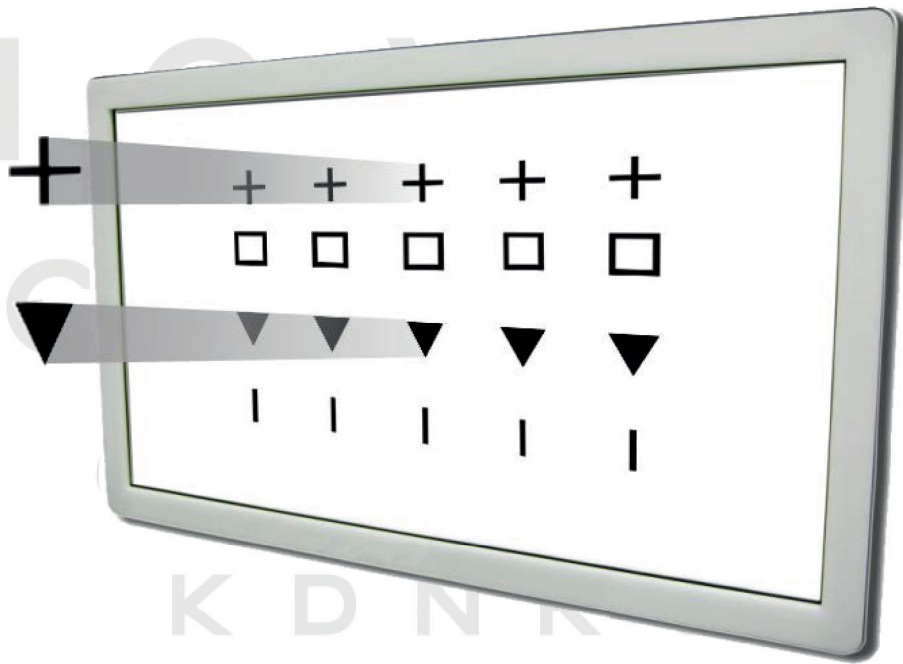


DIGITAL ACUITY POLA CHART



PO-1001P

(Full HD 24" TYPE)



**On
Spot**
INSTRUMENTS

□ FULL HD POLA TECHNOLOGY

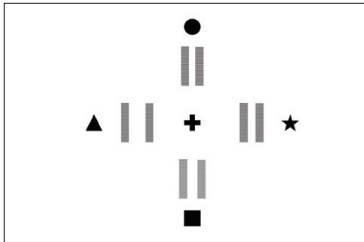
PO-1001P

■ High Resolution 24" type LCD Chart

Our full HD LCD chart system supports advanced visual acuity testing with more precise and small charts without jagged edges.

■ Polarized Chart

PO-1001P model with 24 inch polarization special filter provides wide visual angle and perfectly separated stereo images to perform more accurate vision test.



■ Selectable Test Distance

Test distance can be adjusted according to the user's convenience. Test distance : 1.5m ~ 6.5m (0.25m step)

■ Various Special Charts

ETDRS, binocular balance test, astigmatic axis, strabismus test, Shober, Worth, coincidence charts are supported for more accurate and diverse vision test.

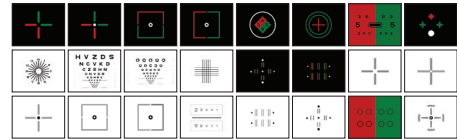


■ Programming of personal test routine

20 charts for visual acuity and binocular visual test can be saved in each 5 programmed test routine for more efficient and accurate test.


■ Various standard charts

Number, Randot C, Tumbling E, HOTV Letters, Sloan Letters, English Letters chart, Children chart.




■ Crowd charts

In the case of single masking chart, 4 confusing bars can be added on the screen.




■ Contrast sensitivity test

The PO-1001P offers the function to measure contrast sensitivity at various levels using letter charts and the bar.



■ Dr. Han's Color Blindness Test Charts

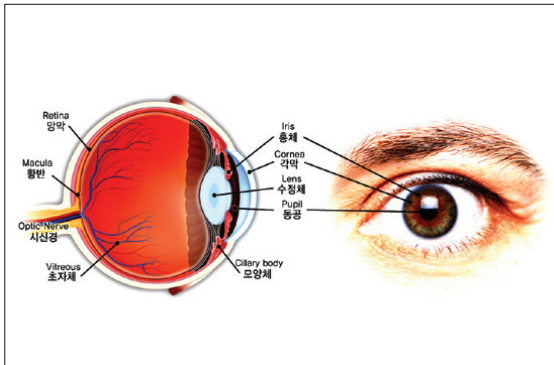
Using 21 color blindness test charts that Dr. Han had developed, accurate test can be performed.



□ SPECIAL FUNCTIONS

■ Digital Visual Contents

Eye structure, abnormal refraction such as myopia, hyperopia and presbyopia are described to your customers using various digital images provided in it



- These digital contents explaining several presbyopia symptoms and its correction lens i.e., progressive lens, could be a good guide in selecting glasses lens that is optimized to customer's eyes



■ Addition

Contrast change, left and right reflection, masking (vertical, horizontal and single) of chart and white & black color changeover are available for it to adapt to any test circumstance.

- Other contents and moving digital images describing polarization lens, several coating options and color contact lens are provided for your customer to choose several options of glasses lens easily.



■ Red/Green filter control

In 100 steps, you could change Red or Green color of charts to match it with filters of other device.

■ Animation for children

To get children's attention during its visual test, animation can be played on the screen by pressing a button on remote controller



- Slide Show** Personally made slides stored in USB memory stick can be displayed on the monitor screen when it enters into sleep mode.

□ SPECIATIONS

MODEL	PO-1001P
LCD Type	24 " type TFT LED Backlight System
LCD Resolution	1920 * 1080 pixels (Active area : 521.3mm x 293.2mm)
LCD Brightness	250 cd/m2
Binocular vision test	Polarized(Pola) chart
Chart type	Number, Randolt C, Tumbling E , HOTV Letters, Sloan Letters, English Letters chart, Children chart
Distance	1.5 to 6.5m (0.25m step)
Memory card	4G flash memory, micro SD card , USB memory
Communication	Wire type : CAN, RS232 Wireless type- IR, Zigbee, Bluetooth, wifi
External interface	USB Memory, Micro SD card, RS232
Standard accessories	Remote controller, Power adaptor
Optional accessories	Thermal Printer, Desk stand, Floor stand, Wall Mount Bracket, USB Memory, Micro SD card
Power supply	DC 12V
Power consumption	26W (Extremely low power consumption)
Dimensions	347(H) * 571(W) *48(D)mm
Weight	Main Body: 4kg Remote control: 160g

Specifications and design of product could be changed without notice.

**On
Spot**
INSTRUMENTS

Distributed by:

OPTIEKXL.NL



0517 382 811

Prins Hendrikkade 2 8801 JK FRANEKER - www.optiekxl.nl - Email: info@optiekxl.nl



/optiekxl



/optiekxl